



Aliah University
আলিয়া বিশ্ববিদ্যালয়
جامعة عالية

2023

HOSTEL APPLICATION




Webel Technology Limited

ওয়েবেল টেকনোলজি লিমিটেড

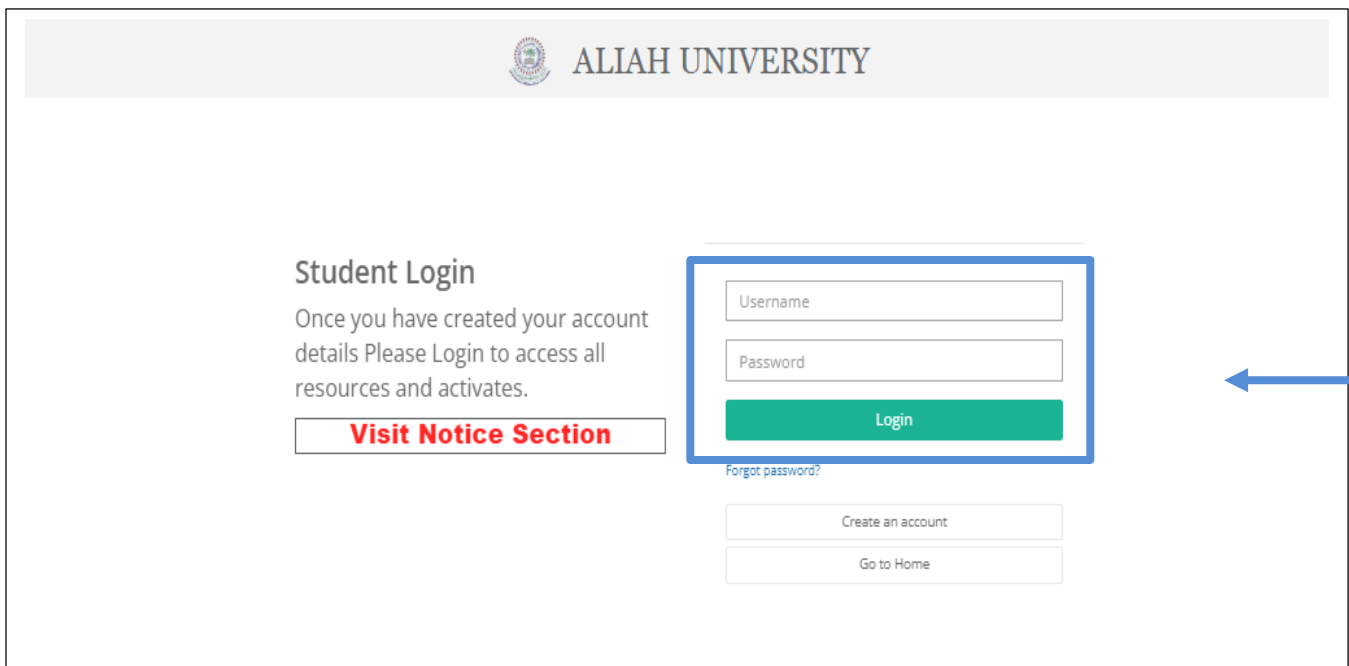

BP - 5, BP Block, Sector V, BIDHAN NAGAR,
KOLKATA, WEST BENGAL 700091



USER MANUAL OF HOSTEL APPLICATION

Go to <https://aums.aliah.ac.in> > Click on 'Registered Student' > Click on Login Button with your User Name & Password > To select 'Hostel Application' option, click on the Menu  Button > Apply For Hostel Application > Fill up the Application Form > Upload Documents > Click on the Declaration check Box > Click on the 'Confirm Apply' Button > Click "Print" button to get the Application Report.

- ✓ Go to <https://aums.aliah.ac.in>
- ✓ Click on the Registered Student Button
- ✓ Click on Login Button with your register Username & Password






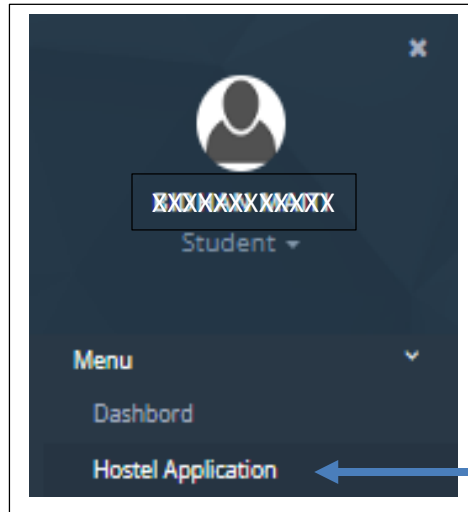
ALIAH UNIVERSITY

✓ If the Student has not yet created an account in the portal then follow the below steps.

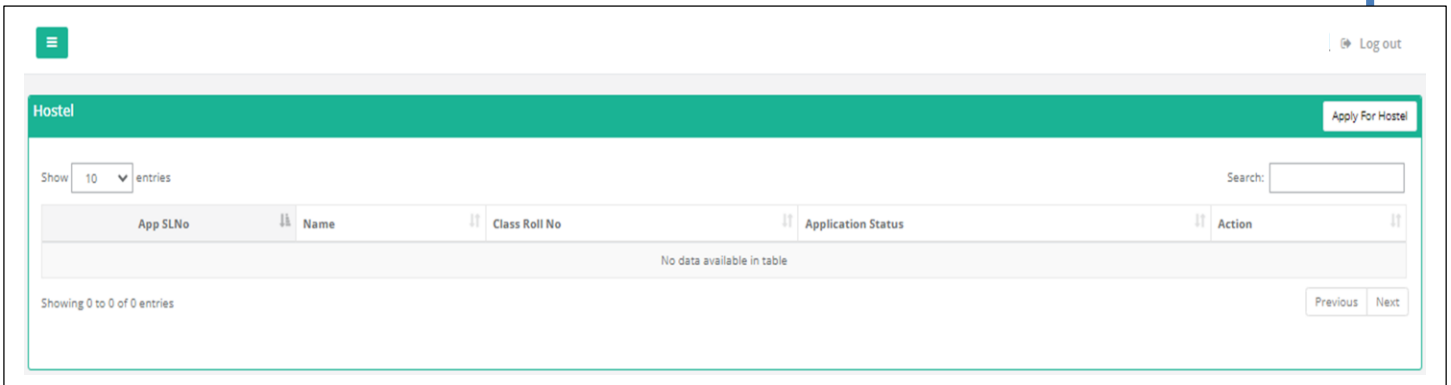
- Click on the 'Create New Account' button
- Click 'Already Registered with Aliah University?' link
- Fill up the form and click on the 'Next' button
- You will receive an OTP on your registered mobile number and Email, so put a valid mobile number and email address. Click on Verify OTP button
- Create your preferable User ID and password and click on next button. It will redirect you to the Log-In Page again.



✓ Go to 'Menu'  button and select 'Hostel Application' option.



✓ Click on the 'Apply for Hostel' Button



- ✓ Fill up the following sections carefully and verify the application form before submit.
- ✓ Click on the 'Confirm Apply' button to save the application form.

• **Personal Information Section:**

The 'Apply Hostel' form. It has a green header with the title 'Apply Hostel'. Below the header, there is a section for applicant details: Name of Applicant (BIDHAN MAITI), Subject, Mobile No. (1010029876), Programme (Bachelor in Computer Application (BCA)), Roll Number (64575675), and Email ID (bidhanh@gmail.com). Below this, there are several input fields: Gender*, DOB*, Gurdian's Name*, Category*, Caste Certificate No., and Caste Certificate Issue On: (with a date format dd/mm/yyyy).



ALIAH UNIVERSITY

- **Permanent and Present Address Section:**

- Please note if Present and Permanent Addresses are same then click on the 'Copy Permanent Address' check box.

Permanent Address

House no/street/Building No*

P.O.*

State*

PIN Code*

City/Locality/Village*

Country*

District*

Alternate Mobile No.:

Present Address Copy Permanent Address

House no/street/Building No*

P.O.*

State*

PIN Code*

City/Locality/Village*

Country*

District*

Alternate Email ID:

Local Person Name.:

Local Person Number.:

Local Person Address.:

Relation With Local Person.:

Distance from Permanent Address to University*:

- **Academic Section:**

Academic Records (Last Qualifying)*:

SLNo	Examination Pass	Institute/ University/ College	Passing YR	Hons./ Specialization in	Subjects	Full Marks	Marks Obtained	% Of Marks
1								

- **Family Information Section:**

Father's Name*:

Mother's Name*:

Annual Family Income*:

Father's Profession*:

Mother's Profession*:

Current Semester*:



- **Upload Document Section:** Click on the 'Choose File' button to upload the pdf files.
 - Upload scanned images of the following documents. Allowed Format: .pdf, file size must be greater than 40KB and less than 2048 KB

Upload Document in the below grid.

ⓘ Upload scanned images of the following documents. Allowed Format: pdf. File size must be greater than 40KB and less than 2048 KB

Sino	Document Name	Upload File	Preview
1	Photo	<input type="button" value="Choose File"/> No file chosen	Pending
2	Signature	<input type="button" value="Choose File"/> No file chosen	Pending
3	Parent's Income certificate (BDO/Jt. BDO Approved)	<input type="button" value="Choose File"/> No file chosen	Pending
4	Distance Certificate (BDO/Jt. BDO Approved)	<input type="button" value="Choose File"/> No file chosen	Pending
5	Parent's Voter Card	<input type="button" value="Choose File"/> No file chosen	Pending
6	Last Published Result of Student	<input type="button" value="Choose File"/> No file chosen	Pending
7	Voter card or Aadhar Card of Student	<input type="button" value="Choose File"/> No file chosen	Pending

- **Declaration Section:** Click on the check box and 'Confirm Apply' button to save the application.

DECLARATION BY THE STUDENT'S FATHER/MOTHER/GUARDIAN.

I do hereby declare that the information furnished by me hereinabove are true to the best of my knowledge and belief. If any information and documents provided by me hereinabove are found to be false, I will be bound to abide by the decision of the University in this regard.

I Agree.

- **Print Section:** As per the notice, print the application form and submit the same to the University.

Hostel Apply For Hostel

Show entries Search:

App SLNo	Name	Class Roll No	Application Status	Action
				<input type="button" value="Print"/>

Showing 1 to 1 of 1 entries Previous 1 Next

